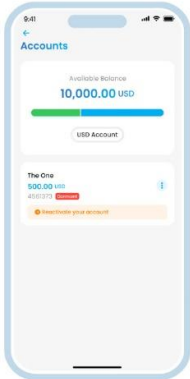


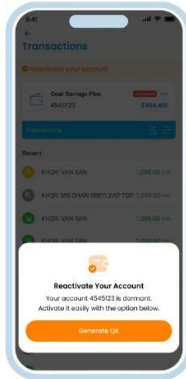


From Dormant to Active Manage it on JTR Mobile!

Single Account



1 Click "Reactivate your account"

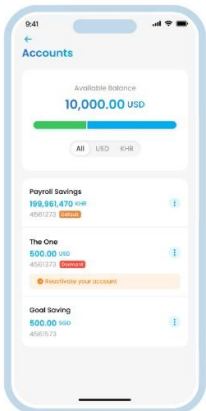


2 Click "Generate QR"

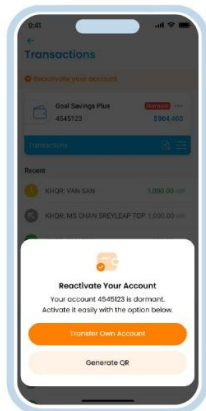


3 For "Generate QR" choose "Dormant Account" to receive

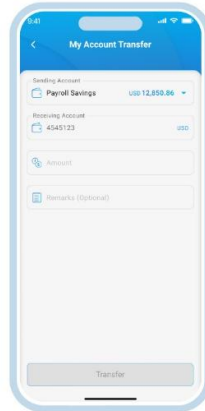
Multiple Account



1 Click "Reactivate your account"



2 Choose "Transfer Own Account" or "Generate QR"



3.1 For "Transfer Own Account" choose from active account

OR



3.2 For "Generate QR" choose "Dormant Account" to receive